

A dark blue semi-transparent banner containing the title and subtitle in white text. The background of the entire image shows a blurred office scene with people in business attire and a desk with shopping bags and charts.

Retail Economics Membership

Package options & prices

Membership Packages & Prices

Cherry pick the retail insights you need. Get maximum value. Get ahead.

	Benefits	Comprehensive	Professional	Enterprise	⚡ Project
(i)	Core reports (choose from 14)	3 reports every month	5 reports every month	14 reports every month	14 reports
(i)	Express reports (2)	All	All	All	All
(i)	Bolt-on services (4)	2	3	4	4
(i)	User accounts	3	10	30^a	10
(i)	Cost of Living Tracker	✓	✓	✓	✓
(i)	Retail Roundup Report	✓	✓	✓	✓
(i)	Video library	✓	✓	✓	✓
(i)	Presentations (ppt decks)	✓	✓	✓	✓
(i)	Downloadable data .csv/excel format	✓	✓	✓	✓
(i)	Help desk (with economist access)	✗	✓	✓	✓
(i)	Thought leadership report library	✗	✓	✓	✓
	Investment	£2K - £3K /annum*	£4K - £6K /annum*	£8K - £10K /annum*	£2,000 1 month full access*

*excludes VAT, price range depends on content, bespoke pricing for multinational organisations

^a Additional accounts can be included

^b Bolt-on = Quick Response Service

[SIGN UP NOW →](#)

Not sure what pack is best? [Get in touch](#) and we'll give you some options!

Core reports

Choose from a selection of 14 monthly reports

Economic Retail Reports



UK Retail Sales

Monthly; covers a range of retail sales indices and category breakdowns including online retail sales, clothing and footwear, household goods, food, DIY and gardening, consumer electricals and more. [More info >](#)



UK Online Retail

Monthly; covers a range of online retail sales indices and category breakdowns including online retail sales, online growth rates by sector, online penetration rates, forecasts and market size estimates. [More info >](#)



UK Retail Inflation

Monthly; covers a range of retail inflation indices and category breakdowns including food inflation, non-food inflation, clothing and footwear, household goods, food, DIY and gardening, consumer electricals, commodity prices, exchange rates and more. [More info >](#)



UK Consumer*

Quarterly; analyses a range of UK consumer spending indicators including housing market data, consumer confidence, consumer credit, household inflation, labour market statistics, wage growth, retail sales and more. [More info >](#)



UK Retail Economic Briefing

Monthly; analyses a range of macroeconomic indicators including GDP, consumer spending, inflation, labour market, commodity prices, exchange rates, monetary indicators, credit and lending market data, house prices, mortgage data, retail sales and more. [More info >](#)



UK Retail Industry Outlook*

Quarterly; provides a forward-looking critical retail analysis. Predictive forecasts and insightful narrative draw upon our econometric models to help you identify the key risks and future opportunities to drive your strategic planning. [More info >](#)



Executive Report

Monthly; provides a succinct one-page summary ideal for senior management and meeting notes; concise need-to-know retail data for the month which includes a mix of the major economic indicators and retail metrics. [More info >](#)

*Quarterly

Retail Category Reports



Food & Grocery

Food & Grocery retail sales index
Bespoke sector specific economic analysis
Food online sales and penetration rates
Market share data
Food inflation analysis and more. [More info >](#)



Clothing & Footwear

Clothing & Footwear retail sales index
Bespoke sector specific economic analysis
Clothing online sales and penetration rates
Consumer trends for online shopping
Spend on clothing by region and more. [More info >](#)



Homewares

Homewares retail sales index
Bespoke sector specific economic analysis
Homewares region spending data
Analysis of key economic drivers such as house moves, personal finances etc.
Weather data and more. [More info >](#)



Furniture & Flooring

Furniture & Flooring retail sales index
Bespoke sector specific economic analysis
Consumer trends for online shopping
Analysis of key economic drivers such as consumer confidence, credit and lending
Regional footfall statistics and more. [More info >](#)



DIY & Gardening

DIY & Gardening retail sales index
Bespoke sector specific economic analysis
DIY & Gardening region spending data
Analysis of key economic drivers such as weather data, 'improve not move' trends
Executive summary and more. [More info >](#)



Electricals

Electricals retail sales index
Bespoke sector specific economic analysis
Consumer trends for online shopping
Analysis of key economic drivers such as disposable income growth, product launches etc.
Electricals inflation and more. [More info >](#)



Health & Beauty

Health & Beauty retail sales index
Bespoke sector specific economic analysis
Health & Beauty shopper trends such as 'lipstick effect', own-brand cosmetics etc.
Impact of digital and social media
Household spend by region and more. [More info >](#)



Express reports

Designed for busy professionals, succinct and to the point



Sector Snapshot Report

Monthly summary of the seven key retail categories in a succinct publication with macroeconomics info links. Sales data, commentary, analysis and more.




sample



Economic chartbooks

A handy chartbook providing interesting charts & data for an international perspective on key metrics.



sample



Bolt-on services

Choose from four powerful bolt-on options to add value to your package



Shopper Sentiment Surveys

Understand what's driving UK consumer behaviour: Expectations on personal finances, savings, job security, spending, credit card debt & more



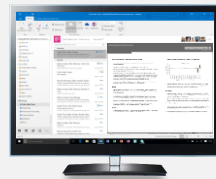
Retail Cost Base Index

Gain a deeper understanding of your operating costs to manage risk & increase efficiencies across your business



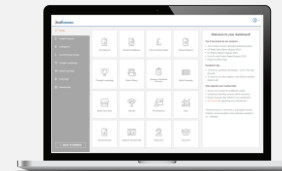
Quick Response Service

Latest critical retail news and updates straight to your inbox



Additional user accounts

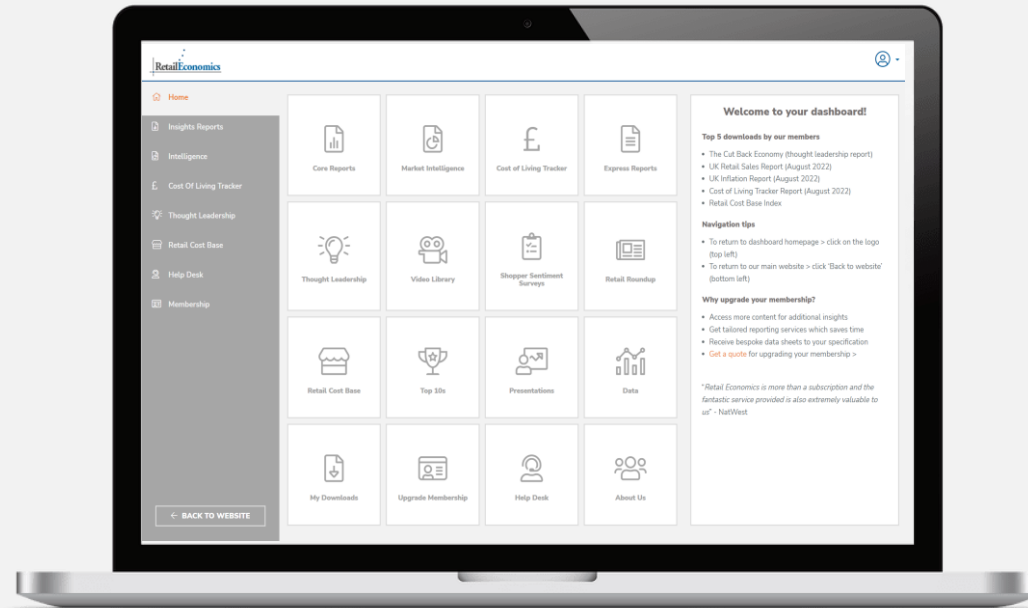
Maximise efficiency & team communication by adding more user accounts





User accounts

Maximise your efficiency & team communication with multiple user accounts



Dashboard interface

Additional users can be added to your membership

Just let us know how many users you require and we can create multiple user accounts



Cost of Living Tracker

Better understand how the cost of living is impacting consumer behaviour

Develop better strategies using a data led approach

The **Retail Economics-HyperJar Cost of Living Tracker** is a monthly report measuring the impact of earnings growth and inflation on discretionary income across the least affluent, middle income and most affluent households in the UK.

Includes time series data with key metrics: 1. Inflation rate by household income group; 2. Earnings growth by household income group; 3. Change in discretionary income by household income group. Critical to deeply understand shopper behaviour in the current economic climate as personal finances come under pressure.





Retail Roundup Report

Better understand how the cost of living is impacting consumer behaviour

Keep abreast of industry developments

This **'newsletter-style' report** provides you with key monthly updates as to what's happening in the UK retail and leisure industry. Succinct, punchy need-to-knows; it keeps you abreast of the latest: (1) Retail news & stories; (2) updates by category & channel; (3) latest economic indicators; and (4) key retail dates & more...



sample

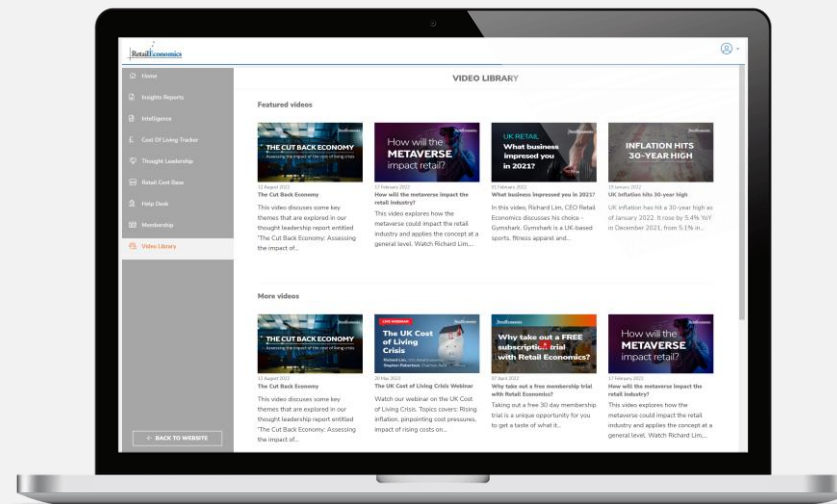


Video library

Benefit from a growing archive of easy-to-consume retail insights

Get full access to premium content

- Watch our latest insights first
- Video content on a range of retail topics
- Listen to retail insights on the go



Example



Presentations

Benefit from our external presentations to key industry players

Get a competitive advantage using proprietary analysis

We regularly give state of the nation presentations to our members & key industry players so why not benefit from these insights too? Great for planning ahead, identifying key trends and spotting opportunities in these times.



sample

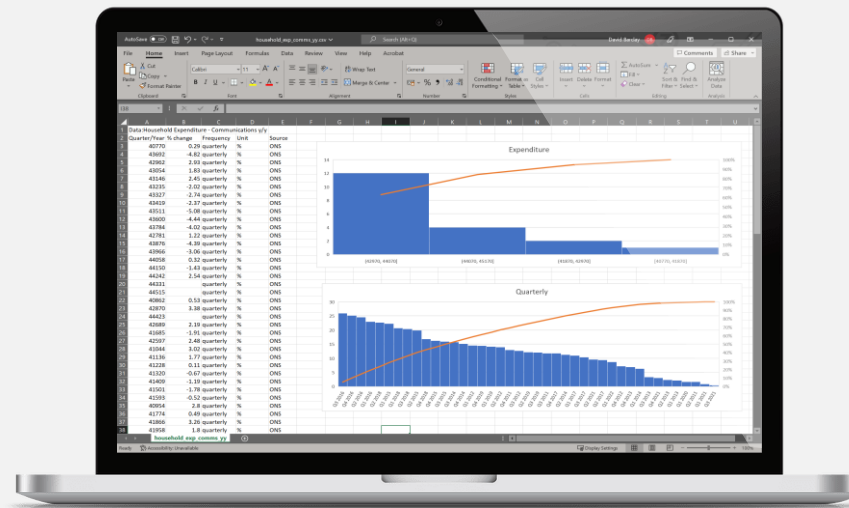


Downloadable data

Access raw data & insights in spreadsheet format for your convenience

Calling all data lovers, analysts & developers – access our files!

- Download over 10 years' worth of historical data
- Access .csv & MS Excel files
- Request data sets from our reports





Help desk

Comprehensive support for your membership package so you're never alone

Don't worry, we've got your back!

All our membership packages include support in getting you the insights you're looking for. However, with our Professional and Enterprise packages, you have access to our economists if you need to ask questions concerning the insights and data in our reports*.



* Fair use policy applies



Thought leadership report library


Access a treasure trove of retail insights on a range of key industry topics

Identify opportunities & threats for improved strategy & planning

Our Professional and Enterprise packages give you access to a repository of critical insights to help you devise better strategies to more effectively navigate current industry disruption. Learn more about:

- The Retail Outlook
- The Cut Back Economy
- Impact from cost-of-living
- The shift to online
- The Experience Economy
- Technology (AI, VR, AR)
- Consumer behaviour
- Supply chains
- Category trends
- Financial technology
- The customer journey
- And much more...

Just some of our reports...



sample



FAQs

Here are some answers to some common questions...

Can I trial a membership first?

Yes. You can take out a free 30 day membership trial to get a taste of what it would be like to be a member. You'll be able to access the platform, explore reports and other retail insights, and we'll also send you additional information via email too. No payment details required, and you can cancel the trial at anytime.

How do I know what membership package is best for me?

The quickest way is to find out is to have a brief call with one our friendly membership team. They will be able to identify the most relevant insights and reports, and the level of service you need, before recommending the best package for you. All our packages are bespoke to some degree which helps with fulfil your aims and objectives, and gives you maximum value for your investment.

Can I upgrade my membership at anytime?

Yes. You can upgrade at any time, all you need to do is speak with our membership team and we'll do the rest.

Can I change my membership package contents during my membership period?

Yes. You can change your choice of core reports and bolt-on services twice during the course of the year.

How soon can I start accessing my membership content once I decide to go ahead?

As soon as payment has been made, you can access your membership content via your account dashboard. This can be within a couple of hours if needed.

Can I construct a completely bespoke membership package that's different to the three offered by Retail Economics?

Yes. You can put together a completely tailored package (e.g. 8 core reports, 12 user accounts). We will then cost this for you.



Why Retail Economics

We're trusted. We're independent. We're an authority within the industry



We're trusted by world class corporations...

...and we're frequently in the media



[See what some of our clients think →](#)

[See us in the media →](#)

Get in touch...

About Retail Economics

Retail Economics is an independent economics research consultancy focusing exclusively on the UK retail and consumer industry. Our membership service empowers you with a deeper understanding of the key economic drivers supporting the UK retail industry, providing a competitive edge needed to make critical business and investment decisions.



Get some options

One of our friendly membership team staff will be happy to explain what membership package options would best suit your needs and to answer any questions. Give us a call now!

 +44 (0)20 3633 3698

 www.retaileconomics.co.uk

 paul.ross@retaileconomics.co.uk

 [Twitter](#)

 [LinkedIn](#)

CONTACT US NOW →

Not sure if a membership is right for you?

[Take out a FREE 30 day trial now →](#)